








## Music Learning Menu Grade 2

-Choose at least one activity!

-Do the response. Take a picture or video and send to your Music Teacher.

	<h3 style="text-align: center;">Listening</h3> 	<h3 style="text-align: center;">Singing</h3> 	<h3 style="text-align: center;">Learning</h3> 	<h3 style="text-align: center;">Creating</h3> 
	<p>Aquarium by Camille Saint-Saens</p> <p><a href="https://www.youtube.com/watch?v=XCBDICON8Rc">https://www.youtube.com/watch?v=XCBDICON8Rc</a></p>	<p>Learn to sing this song</p> <p>Kids for Saving Earth Promise Song</p> <p><a href="https://www.youtube.com/watch?v=UbnRANz4nT0">https://www.youtube.com/watch?v=UbnRANz4nT0</a></p>	<p>Sing the melody of Closet key</p> <p><a href="https://www.youtube.com/watch?v=SOrBlcw87fA">https://www.youtube.com/watch?v=SOrBlcw87fA</a></p> <p>Click on the link, go to the bottom, middle on movie, click <b>highlight</b></p> <p><a href="https://musicplayonline.com/?s=closet+key&amp;meter_stat=">https://musicplayonline.com/?s=closet+key&amp;meter_stat=</a></p>	<p>Create actions to go with</p> <p>Kids for Saving Earth Promise Song</p> <p><a href="https://www.youtube.com/watch?v=UbnRANz4nT0">https://www.youtube.com/watch?v=UbnRANz4nT0</a></p>
<p><b>Response</b></p> 	<p>Draw what the music made you think or write how the music made you feel.</p>	<p>Draw a picture of you singing the song or write what you like about the song and/or how it made you feel, or how you are helping the earth at home.</p>	<p>Take a video of you singing your own Do Re Mi pattern.</p>	<p>Share your actions with someone in your home. If you want, video yourself and share with your Music teacher.</p>

--	--	--	--	--