


# WHAT DO STORIES NEED?

*Listening and speaking helps us explore, share and develop our ideas*

*We are all authors and have a story to tell*

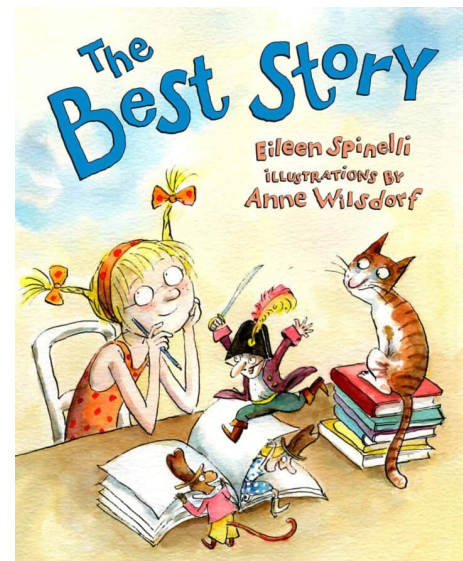




## GATHER MATERIALS

- Your Writer's Notebook (see Oct.5-9)
- Writing and drawing tools: pencil, pen, pencil crayons, or any other tool that you might want to try.

## VIEW, THINK AND WRITE

- Read along with The Plot Chickens.
- What are Henrietta's rules for story writing? List them in your writer's notebook.
- Read along with Little Red Writing.
- Notice how the author uses adjectives to describe the story in unique ways. In your writer's notebook, make a list of descriptive words you might use in your future stories.
- Read along with One Day the End. What is this story missing?



## Parent/Caregiver Corner

- Continue to encourage your child to write, whether it's in their writer's notebook or when they are making a book.
- Watch Matt Glover [here](#) as he shares strategies to support spelling at home.

## GO BEYOND

- Read along with The Best Story.
- Write ideas for YOUR best story - ones that come from your heart!