



# FINDING IDEAS FOR WRITING

*Listening and speaking helps us explore, share and develop our ideas*

*We are all authors and have a story to tell*





## GATHER MATERIALS

- Your Writer's Notebook (see Oct.5-9)
- Writing and drawing tools: pencil, pen, pencil crayons, or any other tool that you might want to try.

## VIEW, THINK AND WRITE

- Read along with The Idea Jar. Ideas can come from anywhere. Think about ideas that you might want to use for a future story.
- Make a list of possible characters or possible settings you might write about and record it in your Writer's Notebook. You can draw it too!
- Listen to author Marie Louise Gay as she shares where her stories come from in her book Any Questions?
- Make a list of possible questions or wonderings you have and write those in your notebook.



## Parent/Caregiver Corner

- Continue to encourage your child to write in their writer's notebook often.
- For strategies to support word making for your child: In Part 1 Matt Glover talks about why he doesn't write for young children, and in Part 2 Matt shares what he does instead.

## GO BEYOND

- Find out about the writing process and how a book is created by authors Mac Barnett and Adam Rex. Read along with How This Book Was Made.
- Read along with What Do You Do With An Idea. How might your ideas and your words change the world?