

Grade 1 Social Studies: October 5 – October 9, 2020

Lesson Focus: What natural and human-made features make up our local environment?

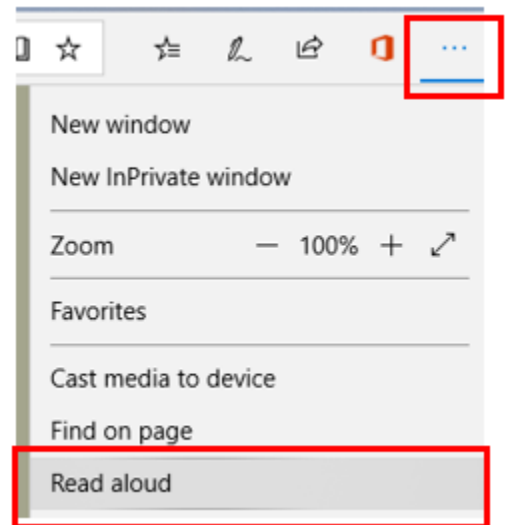
Materials:

- Internet access for videos
- Pencil, art supplies

Invitation to Learn:

Put on your detective hat. You will be gathering evidence to identify and describe the natural and human-made features that make up your environment.

(Technology Hint: if you launch these sites using Microsoft Edge Browser, you will have access to the **READ ALOUD** option. Click the triple dots at the top right corner to find this.



Highlights of B.C. <https://www.youtube.com/watch?v=gjfUkxqDDNw>

Features of B.C. <https://www.youtube.com/watch?v=dNFrZNjs2ng>

Clam Gardens <https://www.youtube.com/watch?v=j2wPVx4sCN0>

Vancouver Neighbourhoods <https://www.tourismvancouver.com/vancouver/neighbourhoods/>

Seafood Farms <http://www.vancouver.sun.com/technology/first+nations+work+restore+ancient+seafood+farms/11792123/story.html>

Have a Discussion:

What does the word "natural" mean?

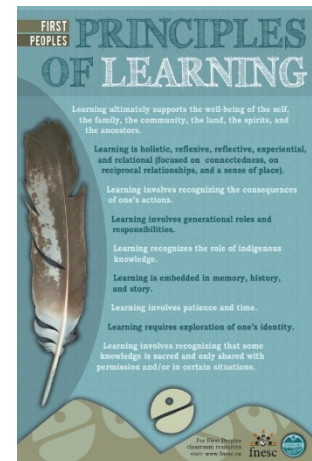
- Possible examples: found in nature, can exist without people, landforms, mountains, islands, oceans, rivers, lakes, flowers, plants, trees, soil, animals

What does the word human-made mean?

- Examples: created by people, often made from natural materials

Learning from First Peoples

First Peoples in Canada made some alterations to landscapes. These included construction of stone traps for fishing, establishment of clam gardens along the shore, and controlled burns of fields to help promote the growth of certain resources.





Look at the image/picture.

- What features of the environment do you see in this image?
- What clues tell you that a feature is natural?
- What clues tell you that a feature is “human-made”?
- How might people or animals use each feature?

Discuss:

- British Columbia's environment includes both natural and human-made features. Large urban areas have built more human-made features in order to meet the needs of their growing populations. Whereas areas with lower populations have been able to maintain more natural features where the environment has not been largely changed.
- Natural environmental features in B.C. include Blaeberry River, Thompson Falls, and the Rocky Mountains.






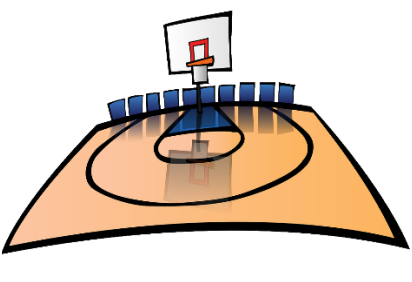



Grade 1 Social Studies: October 5 – October 9, 2020

- Human-Made environmental features include commercial and residential towers, roads, and bike lanes.
- This image of Emerald Lake Lodge in B.C.'s Yoho National Park shows the following examples of natural features: trees, mountains, and water. These features exist among human-made features (docks, cabins) to support human activity or ways of life. [*Did you notice these?]

Complete the Natural and Human-Made Features Check for Understanding worksheet (on the next page)

Natural & Human-Made Features Check for Understanding

Directions: Label each picture as natural or human-made.

<p style="text-align: center;">Grocery Store</p> 	<p style="text-align: center;">Waterfall</p> 	<p style="text-align: center;">Rocks</p> 
<p style="text-align: center;">Forest</p> 	<p style="text-align: center;">Roads</p> 	<p style="text-align: center;">Basketball Court</p> 
<p style="text-align: center;">Lake</p> 	<p style="text-align: center;">Picnic Table</p> 	<p style="text-align: center;">Birds</p> 

Extension Spark:

Think about 1 natural and 1 human-made environmental feature that you have seen around your community.

Use art materials such as plasticine, clay, playdough etc. to create 1 natural and 1 human-made environmental feature.

Create a video of you presenting your 2 environmental features. Be sure to describe why each feature is either natural or human-made.