










# Grade 4 English Language Arts

Week of October 19 – October 22

## Lesson 1: Synonyms, Antonyms, and Imagery

### Synonyms and Antonyms

Synonyms and antonyms can help enhance your writing by adding interesting language to your text.

<h2>Synonym</h2>	<h2>Antonym</h2>
<p data-bbox="370 695 781 951">A synonym is a word that means <u>exactly</u> the same, or <u>nearly</u> the same, as another word.</p> <p data-bbox="399 1024 748 1066"><b>Happy = Cheerful</b></p>  <p data-bbox="410 1299 737 1341"><b>Sad = Miserable</b></p>  <p data-bbox="444 1598 699 1640"><b>Fast = Quick</b></p> 	<p data-bbox="816 695 1265 842">A word that means the <u>opposite</u> of another word.</p> <p data-bbox="841 915 1240 957"><b>Boiling vs. Freezing</b></p>   <p data-bbox="850 1262 1230 1304"><b>Tiny vs. Enormous</b></p>   <p data-bbox="862 1633 1219 1675"><b>Panicked vs. Calm</b></p>  

## Make Your Writing POP!

### Make your writing pop with synonyms and antonyms!

But, be careful. When you use a thesaurus (kind of like a dictionary for synonyms and antonyms) not every word listed will mean the exact same thing. Make sure you only use words that you know or look up a word that you don't know if you want to use it. First and foremost, you want to make sure that your writing makes sense!

Synonyms and Antonyms are what we call **WOW Words**. They can take your writing from boring to wow! Take a look at the example below and notice how the writings change when I use more interesting language.

Suddenly, a **loud** scream followed by a **loud** boom came from the streets of downtown New York. Samantha knew what she had to do. Within a matter of seconds, she was in her Superhero suit and ready for whatever monster **walked** the streets of New York. She **quickly jumped** out her window and landed in the alleyway next to a **busy street**. She could hear the sound of sirens in the distance. "They're still so far away", she **said** to herself, before taking a deep breath and **bravely running** towards the disaster. She was quick, quick enough to move through the **dark** streets without being noticed. She turned the corner and came to a **stop**. Right in front of her, standing ten feet tall, was the **scariest** creature she has ever seen.

Suddenly, an **ear-piercing** scream, followed by a **thundering** boom echoed through the streets of downtown New York. Samantha knew what she had to do. Within a matter of seconds, she was in her Superhero suit and ready to **tackle** whatever monster **lurked** in **the shadows** of the **moonlit** streets. **Like a flash of lightning**, she **bolted** out her window and landed **gracefully** in the alleyway **adjacent** to a **bustling boulevard**. She could hear the **muffled** sound of sirens in the distance. "They're still so far away", she **muttered** to herself, before taking a deep breath and **valiantly rushing** towards the disaster. She was quick, quick enough to move through the **dimly lit** streets without being noticed. She turned the corner and came to a **screeching halt**. Right in front of her, standing ten feet tall, was the most **horrifically menacing** creature she had ever seen.

## Writing Special Effects

Literary devices are the tools writers use to create special effects in their writing.

They are the fireworks and laser light shows that make readers say, "Ooooooh! Aaaaaah!"

So let's take a look at some of the literary devices available in your toolbox.



## Imagery

Imagery is an important literary device that goes hand in hand with descriptive writing. **Imagery is a vivid description that involves using the five senses.** You use your senses to create an image in the reader's mind.



What is Imagery? <https://youtu.be/eoNl1Ue5ZtQ>

Your five senses are:

Sight	Hearing	Touch	Taste	Smell
-------	---------	-------	-------	-------

Now complete "Use Five Senses".

Name: \_\_\_\_\_

Date: \_\_\_\_\_



## Journal #5: Use Fives Senses

*Directions: Read these sentences and write down what sense each one appeals to. Your five senses are hearing, taste, touch, sight, and smell.*

\_\_\_\_\_ The red Jell-O glistened with translucent magic. It was like a piece of rainbow had fallen from the sky and floated to my plate. A puffy cloud of whip cream topped it off.

\_\_\_\_\_ My dessert wobbled and bopped, as if listening to the latest dance music full blast.

\_\_\_\_\_ The cool smooth gelatin broke away into a perfect half-moon as I spooned it up. The squishy solid wiggled and jiggled against my lips.

\_\_\_\_\_ The cherry flavour was like a bomb of sweetness that enveloped my mouth.

\_\_\_\_\_ Its scent reminded me of cotton candy at the fair and strawberries picked fresh from the field. Mmmmmmmore please!



**Now it is your turn. Choose a food to eat and create a sentence or two for each of the five senses. Use the above sentences as examples.**

Jell-O by Ray Bouknight via Flickr

