

Grade 7 English Language Arts
Week of October 5 – October 9

Lesson 3+: Reading Project

Overview

Consider again the question posed at the beginning of this unit:

So how does one act brave?



For your reading project for this unit, choose ONE of the following choices:

- A. Write a letter or email to a friend describing one of the brave acts you read about in this unit. Explain how they showed bravery and how their actions have inspired you.
- B. Write an advice column on how to tap into your bravery.
- C. Create a collection of quotes on bravery that inspire you.

This work should take you for the rest of the week.

Details and examples on following pages.

Choice 1: Letter

Write a letter or email to a friend describing one of the brave acts you read about in this unit. It might include something that inspired you, a question or two, something about yourself etc.

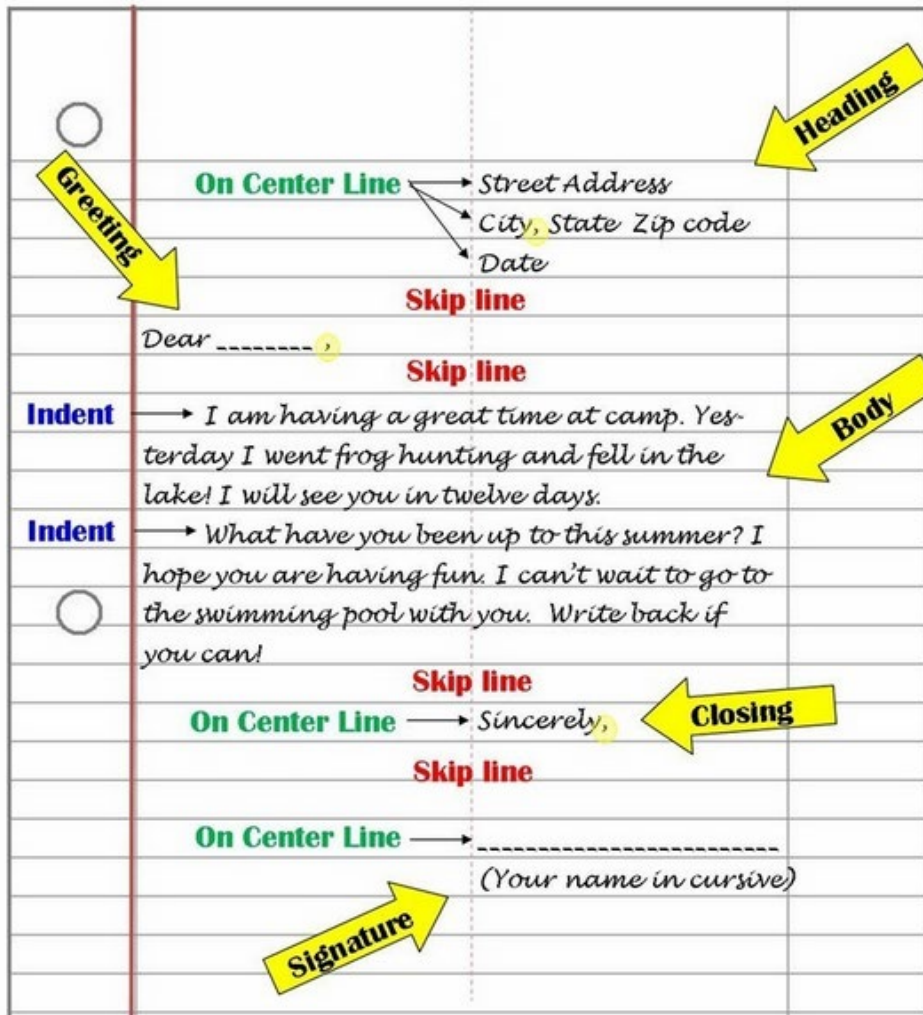
Organization: Your letter or email should include a greeting, 2-3 paragraphs, and a closing.

Content: Explain briefly why you are writing, include two specific examples (direct quote or description) from your choice. Share something about yourself.

Conventions: Use proper punctuation and sentence structure.

Writing a Friendly Letter

A friendly letter sounds like you are talking to a friend sharing news about your life. It is polite to ask questions about your friend's life too!



The diagram shows a friendly letter on lined paper with the following parts and labels:

- Greeting:** A yellow arrow points to a circle on the left margin.
- Heading:** A yellow arrow points to the top right corner.
- On Center Line:** A green label with arrows pointing to "Street Address", "City, State Zip code", and "Date".
- Skip line:** A red label between the heading and the salutation.
- Dear _____:** The salutation line.
- Skip line:** A red label between the salutation and the first paragraph.
- Indent:** A blue label with an arrow pointing to the start of the first paragraph: "I am having a great time at camp. Yesterday I went frog hunting and fell in the lake! I will see you in twelve days."
- Body:** A yellow arrow points to the main text of the letter.
- Indent:** A blue label with an arrow pointing to the start of the second paragraph: "What have you been up to this summer? I hope you are having fun. I can't wait to go to the swimming pool with you. Write back if you can!"
- Skip line:** A red label between the second paragraph and the closing.
- On Center Line:** A green label with an arrow pointing to "Sincerely,".
- Closing:** A yellow arrow points to the closing line.
- Skip line:** A red label between the closing and the signature.
- On Center Line:** A green label with an arrow pointing to a dashed line for the signature.
- Signature:** A yellow arrow points to the signature line, which includes the text "(Your name in cursive)".

Choice 2: Advice Column

Create an advice column that has three questions that you answer in detail. The questions should be around specific questions that have to do with how to tap into your bravery.

Content: 3 questions answer in detail (1-2 paragraphs)

Organization: Advice column with heading for name of column. Question signed by submitter. See example.

Conventions: Proper punctuation and sentences.

Welcome to the Jungle

By: Upton Sinclair

Dear Mr. Sinclair,

I am writing to you because I am at my wits end. I can no longer stand working in the conditions that George Meat Packing provides. It smells and is poorly ventilated. I actually seen a person drop meat on the floor and pick up to package it as nothing happened. What should I do?

Anonymous Worker

My advice would be to collect testimonials from fellow co-workers and any other supporting evidence. Once you have substantial proof contact me and we will publicize the conditions. Be careful because you can lose your job, be black listed or even lose your life. BESTRONG!

Mr. Sinclair,

What are thoughts regarding implementing a grading system on the quality of meat?

Lugi Callobrone
Italia Groceria Butcher

Senior Callobrone,

A grading system needs to be started in order to force slaughterhouses and cattle companies to raise the expectations of their services and presentation of their product. If we continue the path we are on, many workers will die from poor working conditions and the population will suffer from disease and malnutrition.

Dear Mr. Sinclair,

I have been blacklisted! What can I do?

Y.R. Trouble
Homestead Pa.

Mr. Trouble,

Unless you unionize there is nothing you can do!

Mr. Sinclair,

I am infuriated with your open disregard for human necessity. I provide a service for my fellow man through employing immigrants and citizens of this country. The working conditions in my factory are legal. This is America, if you do not want to work in my factory then leave!

Mr. Heinz

Mr. Heinz,

You are right this America and in America, "We The People" are the authority. The conditions in your factory are unacceptable, dangerous and inhumane. They may be legal, but I going to do all I can to change the perception of the congress and president. Hopefully, they will serve you 57 varieties of new laws

Dear Mr. Sinclair,

What are your thoughts about worker's insurance and benefits? Will these robber barons ever provide for us the workers?

Robert Kraft
Boston Massachusetts

Mr. Kraft,

A healthy and well-maintained worker provides a priceless service to his employer. Simple benefits can strengthen the bond between worker and owner. However, currently owners are only interested in strengthen the bond between owner and pocketbook. We need the labor force to strike and convince law makers to protects us. "Workers of

Choice 3: Quote Collection

Create a collection of 5 quotes on bravery that you find inspiring. Be creative in how you display them. Use original sources (your own photos, your own artwork, online tools) to go with the quotes. You might create an actual booklet, a PowerPoint, artwork for the wall etc.

Then in a separate document for each quote write a well-written paragraph about why you chose it.

Content: 5 quotes in a creative presentation and 5 paragraphs.







Organization: Paragraph needs topic sentence, 2-3 supporting sentences and conclusion. Quotes are creatively formatted as an original creation ie. don't just cut and paste from the internet. Quote should include author if known, otherwise write: author unknown.

Tools to help:



See example of a completed quote project on the next page.

Quotes Finding Tools

- 1  ThinkExist
- 2  Quoteland
- 3  Brainyquote
- 4  Quotlr
- 5  Quotegarden
- 6  Startupquote



It is easy to stick with what is safe and familiar. However, if we don't challenge ourselves, we don't grow and experience life fully. While everyday might be a stretch, I chose this quote because I find that when I challenge myself to do something scary, that afterwards I feel really alive and to feel that every day is my goal. I included a picture of a skyscraper and a rock-climber because I am very afraid of heights and this reminds me of this first time I went rock-climbing and how exciting and terrifying it was, but I was so glad I did it. I included the clock to remind myself that everyday passed is another opportunity missed if I don't take it. Safe and familiar is easy but not being truly alive.

Rock-climber photo credit:

https://upload.wikimedia.org/wikipedia/commons/e/e6/Kamar_Zard_Buzhan_-_Nishapur_1.jpg