





DINOSAURS AND LLAMAS

AUTHORS USE RHYMES IN THEIR BOOKS

Using language in creative and playful ways helps us understand how language works.

We are all authors and have a story to tell.



GATHER MATERIALS

- Paper (any kind or size)
- Writing and drawing tools (pen, pencil, crayons, felts, etc)
- An Alphabet chart

READ ALONG & NOTICE RHYMES

Author Jane Yolen and Illustrator Mark Teague share the adventures of Dinosaurs who do things just like us!

Listen and Notice the rhymes that you hear as you read along with some or all of their books:

- [How Does A Dinosaur Learn How to Read?](#)
- [How Do Dinosaurs Go To School?](#)
- [How Do Dinosaurs Say Goodnight?](#)
- [How Do Dinosaurs Say I Love You?](#)
- [How Do Dinosaurs Eat Their Food?](#)

LISTEN and LOOK for more rhymes as author Anna Dewdney reads her books:

- [Llama Llama Red Pajama](#)
- [Llama Llama Mad At Mama](#)
- [Llama Llama Holiday Drama](#)

Hear other musical versions of her book

- Learn the Llama Llama Red Pajama [song](#).
- Hear Ludacris' [Llama Llama Red Pajama freestyle](#).

CREATE & SHARE

- CHOOSE one of these stories and IMAGINE another page that you might add. For example, in *How does a dinosaur go to school*, CREATE another page that shows what other things dinosaurs might do at school? OR you could create another page that shows another reason that Llama is mad at mama.
- DRAW a picture of a dinosaur or llama and WRITE what they are doing and saying. Try and write the letters of the sounds you hear. See if you can think of words that rhyme with some of your words.
- SHARE your idea with someone.

GO BEYOND

- Learn one way to draw a dinosaur [here](#).
- Learn one way to draw a llama [here](#).