KINDERGARTEN NOV.2-6: BOOKMAKING INVITATION

ELEPHANT AND PIGGIE!

BOOKMAKING PROJECT- PART 1



Using language in creative and playful ways helps us understand how language works.
We are all authors and have a story to tell.
Young authors write about things they know and care about.

GATHER MATERIALS

- Paper and stapler to make your book or use one of your pre made books
- Writing and drawing tools (pen, pencil, crayons, felts, etc)
- An Alphabet chart

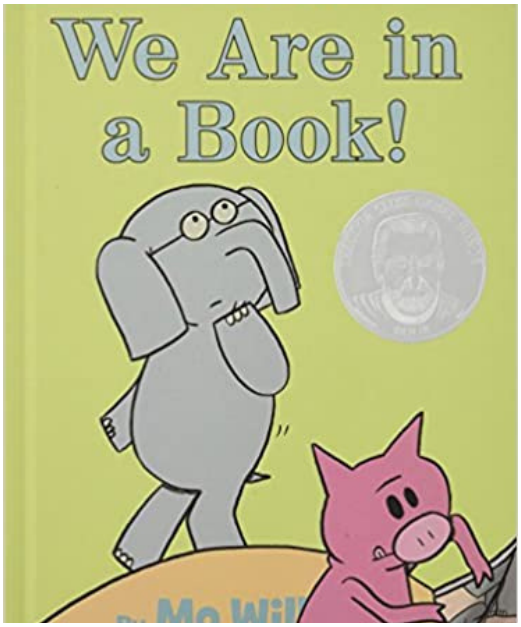

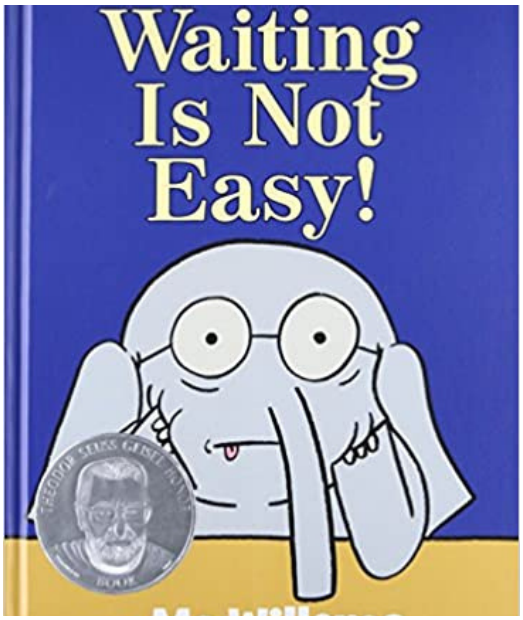

READ ALONG & THINK

What do you notice about the word bubbles that Mo Willems uses for Gerald and Piggie? Read along with some or all of his stories.

- We Are In A Book
- Can I Play Too
- Let's Go For A Drive
- Today I Will Fly
- My Friend Is Sad
- There Is a Bird on Your Head
- Are You Ready to Go Outside?

CREATE & SHARE

- CHOOSE the size and shape of the book you want to make.
- BEGIN CREATING your own Elephant and Piggie book. On each page make a drawing of Gerald and Piggie and also a "word bubble" like in *We Are In A Book*
- DRAW or WRITE in the bubbles to show what Gerald and Piggie are feeling or saying.
- Having an alphabet chart nearby can also help if you want to try and make other letters or words.
- TELL about your book along the way and SHARE it with others when you finish.

GO BEYOND

- Make more books inspired by Mo Willems.