






OLIVER JEFFERS

AUTHOR AND ILLUSTRATOR SPOTLIGHT

Using language in creative and playful ways helps us understand how language works.

Listening and speaking builds our understanding and helps us to learn.



GATHER MATERIALS

- Paper
- Writing tool - pen, pencil, felt, sharpie, etc.

LISTEN AND THINK

Listen to author and illustrator Oliver Jeffers as he reads from his book Stuck.

Listen to one or more of his other books and think about how the BOY solves his problems and helps his friends.

- Lost and Found
- Up and Down
- The Way Back Home
- How To Catch A Star
- The Great Paper Caper

Listen to Oliver Jeffers' wonderful guide to planet earth.

- Here We Are

Listen to a story about a curious boy who loved to read everything:

- The Incredible Book Eating Boy

CREATE & SHARE

Choose an activity or two:

- MAKE Boy and Penguin puppets here and act out your own story.
- In the story STUCK, Floyd threw things in the tree to knock his kite loose. Use your imagination to DRAW all the things he threw in the tree and some of your own ideas, too.
- DRAW another ending to the Incredible Book Eating Boy. What other things might he eat?

GO BEYOND

- Learn how to make a paper airplane like Bear here.