

## Numeracy Gr 1 Nov 23

### Activity 2: Loose Tooth Adding

Materials Needed:

- 10 sided die (or use this [number generator](#)); grid below; counters of two different colours.

Task Instructions:

Roll the 10 sided dice (this can be played with a 6-sided dice if you don't have a 10 sided one); add 9 to the number rolled; put your counter on the total number on the grid. If there are no squares left with your total on it, you can cover up a tooth. Three in a line for one colour wins!










Parent tips:

This is a fluency game to practice the skill of adding 9. The strategy for adding 9 is to subtract one from the number rolled and add 10. So if you roll 6,  $6 = 5 + 1$ ...adding the 1 to the 9 makes 10, adding the the 5 to 10 makes the answer 15. This “making a friendly number” strategy is great to develop their mental math techniques.

# LOOSE TOOTH ADDING!

ROLL THE 10 SIDED DICE (THIS CAN BE PLAYED WITH A 6-SIDED DICE IF YOU DON'T HAVE A 10 SIDED ONE); ADD 9 TO THE NUMBER ROLLED; PUT YOUR COUNTER ON THE TOTAL NUMBER ON THE GRID. IF THERE ARE NO SQUARES LEFT WITH YOUR TOTAL ON IT, YOU CAN COVER UP A TOOTH. THREE IN A LINE FOR ONE COLOUR WINS!



11	14		15	17
19	10	16	18	
	13	11		12
17	14		12	13
16	15	19		18