

Numeracy K Nov 2

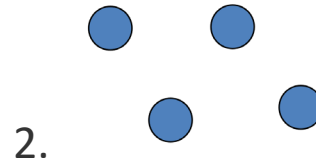
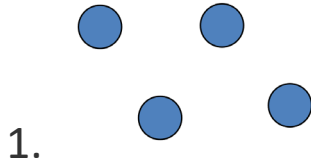
Activity 2: Splats!

Materials Needed:



- Counters (can use beans or coins if you don't have counters); piece of paper to put over them

Task Instructions:

- Pick a number of counters between 1 and 5 (the example shown is with 4)
- Lay them out and ask the student how many they see.
- Lay the piece of paper over some BUT NOT all of the counters. Ask the student to say how many are under the paper or the splat. How do they know?
- Check the ones under the paper, and discuss what the answer is.



4



Repeat for more numbers, 1-5, covering different amounts.

Parent tip and extension: For some more SPLATS check out this [website](#).