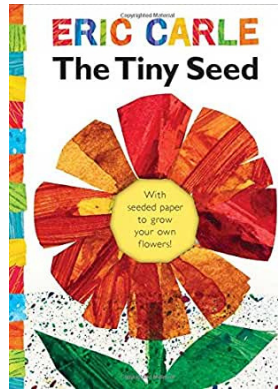



ERIC CARLE

AUTHOR AND ILLUSTRATOR SPOTLIGHT

Using language in creative and playful ways helps us understand how language works.

Listening and speaking builds our understanding and helps us to learn.



GATHER MATERIALS

- Paper
- Writing and drawing tools

LISTEN AND THINK

Listen to author and illustrator Eric Carle as he reads from his book The Very Hungry Caterpillar

Caterpillar



Listen to one or more of his other books and notice the way he creates his illustrations.

- From Head to Toe
- Papa Please Get the Moon for Me
- The Grouchy Ladybug
- The Tiny Seed
- The Very Busy Spider

Here are some other books that Eric Carle illustrated using his collage technique.

- Polar Bear, Polar Bear, What Do You Hear?
- Brown Bear, Brown Bear, What Do You See?

Which of his books do you like best? Tell someone what you like about them?



CREATE & SHARE

Make your own page inspired by *Brown Bear, Brown Bear, What Do You See?* Draw a picture of yourself and what you see. For example, you could write: "(name), (name), what do you see? I see a (colour) (animal) looking at me". Share with someone.

GO BEYOND

Like Eric Carle, you may want to make your own collage papers to create your pictures. Learn from the art teachers at the Eric Carle Museum:

- Experiment with tearing paper to create your own collage [here](#).
- Create textured papers [here](#).
- Create a book with surprises [here](#).

Bill Martin Jr / Eric Carle

