

Grade 4 English Language Arts  
Week of December 7– December 11

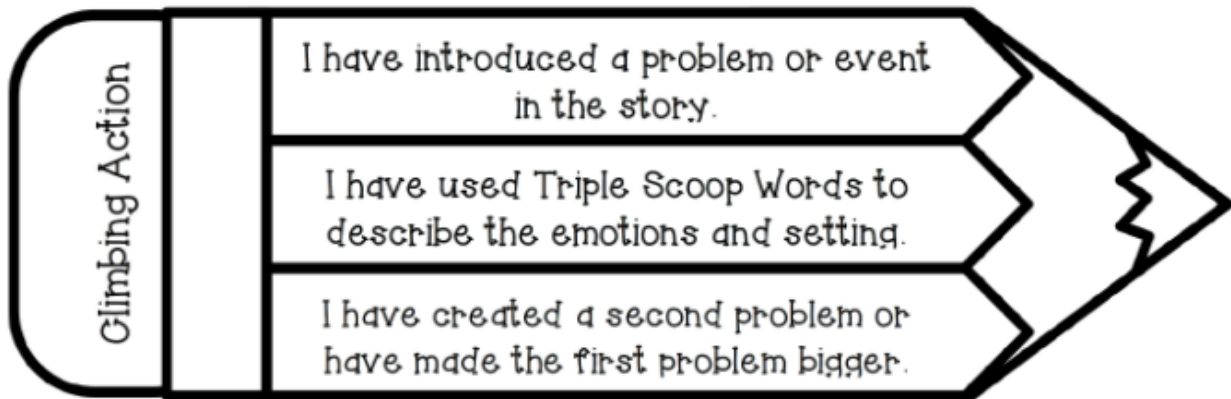
**Lesson 2: Becoming the Author – Writing**

**Problem/Conflict and Rising Action**

Now, you will start to write the climbing or rising action. You will be working on "Writing Your Story – Problem and Rising Action" in the learning guide.

Use the checklist below to make check you are on track with your story.

Introduce the problem on this page as you will deepen the problem and story line on the next page. Stick to the main events.



You will create a second problem or make the problem bigger on the next page of writing.

**Writing Your Story – Problem and Rising Action**

This is the rising action where the story starts moving. What is the first event/problem in the story? How will your character react?

DOUBLE SPACE YOUR WRITING

---

---


---

---

---

---

---



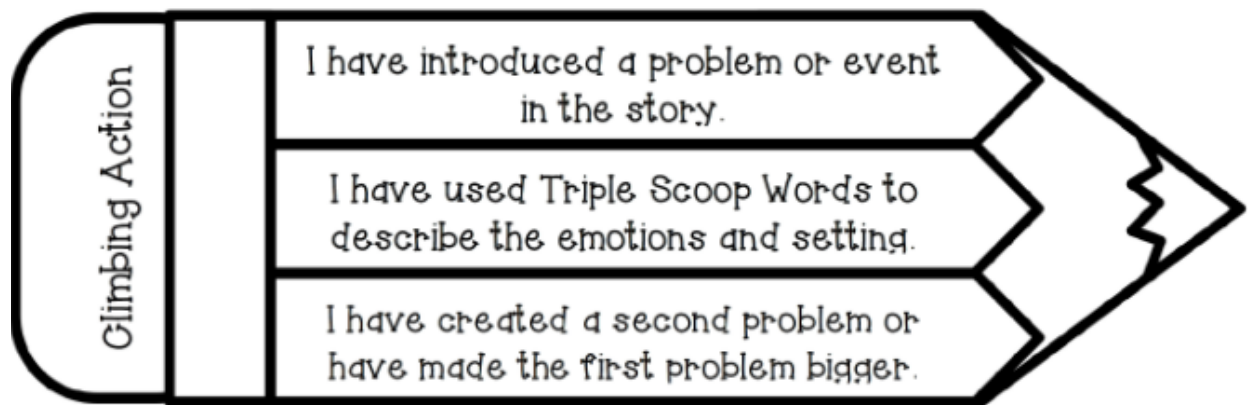
## Climbing Action

At this time, re-read what you have written so far. You should be done writing "Hook/Beginning" and "Problem and Rising Action".

Use the page "Writing Your Story – Problem and Rising Action 2" to deepen the problem and climbing action.

This is where you make the problem/conflict worse by adding to the story.

Use the checklist below to keep you on track.



## Writing Your Story – Problem and Rising Action 2

This is the second event that happens in the story. How will your character react?  
This is the halfway point in your story. Make sure the main conflict is clear.

DOUBLE SPACE YOUR WRITING

---

---

---

---

---

---

---

---

---

---

