

Grade 4 English Language Arts  
Week of December 7– December 11

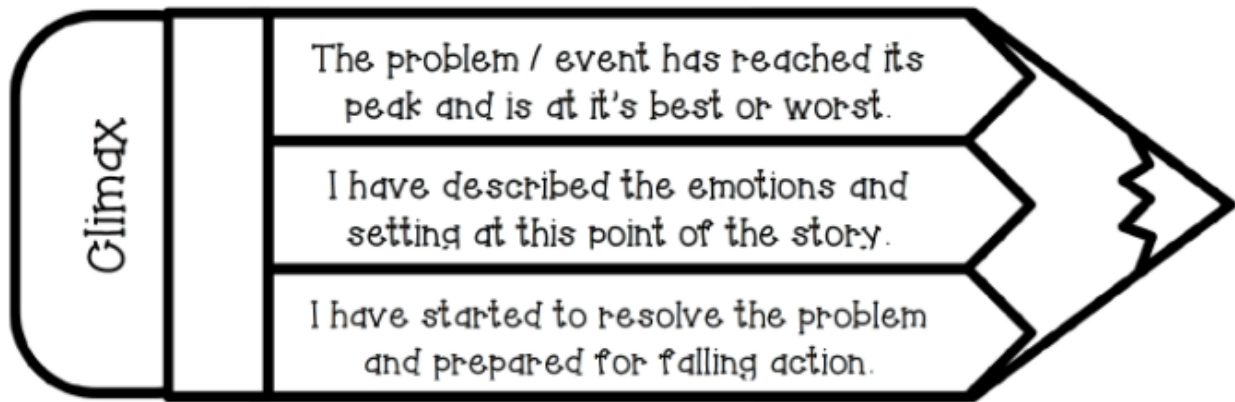
Lesson 3: Becoming the Author – Writing

Climax, Falling Action, and Resolution

**Climax**

You have now reached the part of the story when the problem is at its peak.

Turn to "Writing Your Story - Climax" to write the most exciting part of the story.



**Writing Your Story – Climax**

This is the climax! Make this the most exciting part of the story.

DOUBLE SPACE YOUR WRITING

---

---

---

---

---


---

---

---

---

---

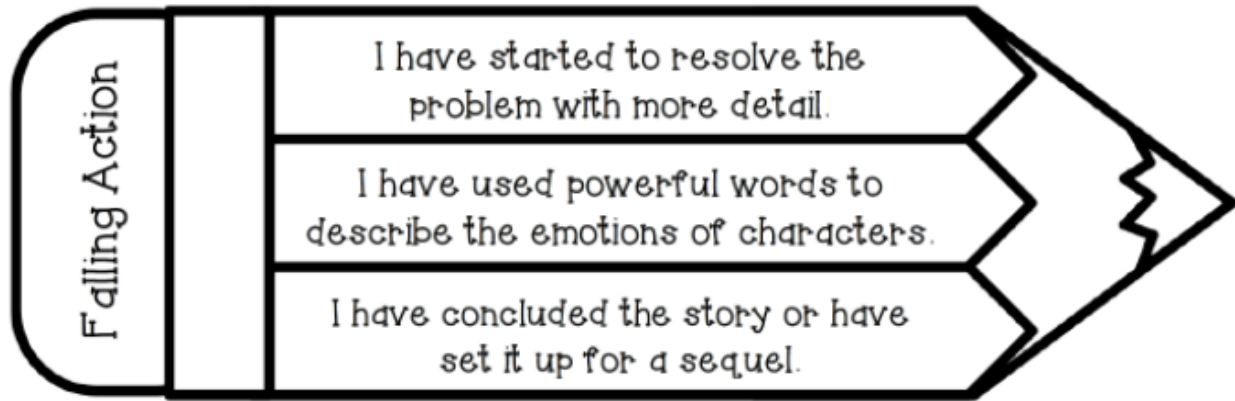


## Falling Action and Resolution

The peak of your story has now been written and now is the time to wrap things up. Falling Action and Resolution often go together. Use this checklist to make sure you have finished up your story.

Turn to "Writing Your Story - Falling Action and Resolution" to write the last part of your story!

You should be able to check off the following points.



### Check if ...

- There are any parts of your story that were left hanging?
- Would a reader have any questions about the plot still?
- The theme of your story is clear?

## Writing Your Story - Falling Action and Resolution

Describe how things have turned out for your character(s) and how they have changed.

DOUBLE SPACE YOUR WRITING

---

---

---

---

---

---

---

