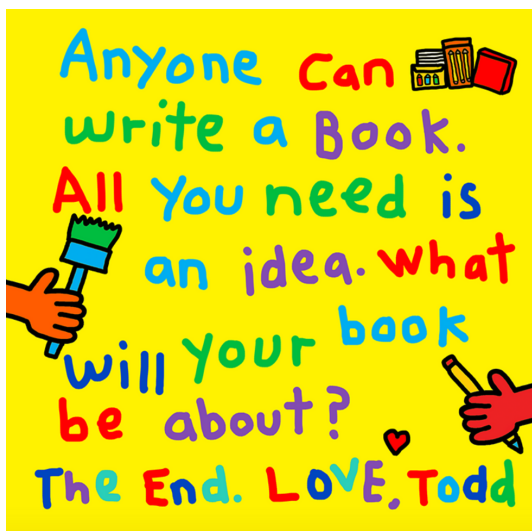


TODD PARR PART 2

AUTHOR AND ILLUSTRATOR SPOTLIGHT

Using language in creative and playful ways helps us understand how language works.

Listening and speaking builds our understanding and helps us to learn.



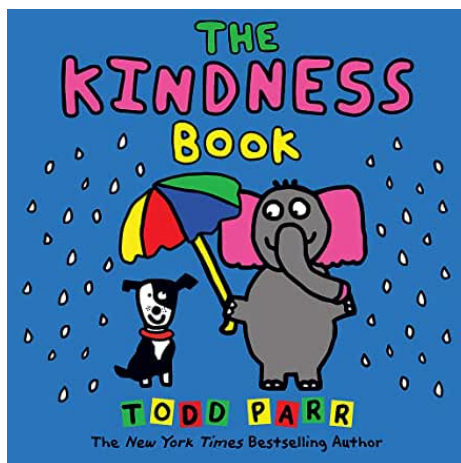

GATHER MATERIALS

- Paper
- Writing and drawing tools

LISTEN AND THINK

Read along with author and illustrator Todd Parr as he shares his many books. Listen to at least 3 of his books and notice the messages he includes for his readers at the end of each book.

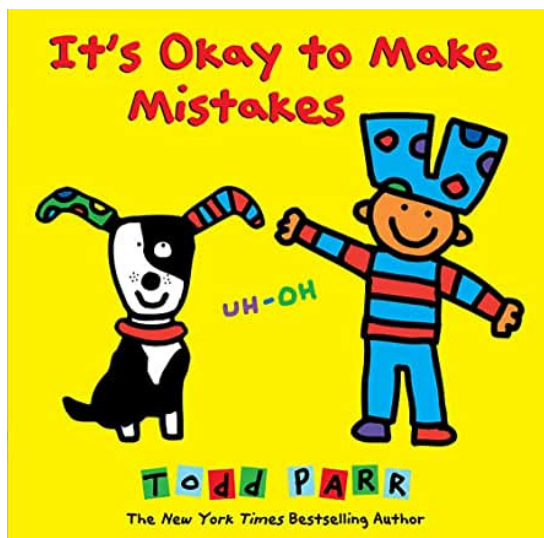
- [The Goodbye Book](#)
- [The Best Friends Book](#)
- [The Thankful book](#)
- [The Kindness Book](#)
- [It's Okay To Make Mistakes](#)



CREATE & SHARE

Revisit Todd's *How To Make A Book* [here](#)

- Make another book using Todd Parr's colourful illustration style.
- Write words to match your pictures listening for all the sounds you hear as you write. Remember to start with a capital letter and end with a period.
- Share your book and tell someone your story.



GO BEYOND

Using the technique introduced to you last week, create a series of Todd Parr inspired faces of your friends or your family!