






# JEREMY TANKARD

## AUTHOR AND ILLUSTRATOR SPOTLIGHT

Using language in creative and playful ways helps us understand how language works.

Listening and speaking builds our understanding and helps us to learn.



### GATHER MATERIALS

- Paper
- Writing and drawing tools

### LISTEN AND THINK

Read along with one or more of author and illustrator Jeremy Tankard's books:

- Grumpy Bird
- Hungry Bird
- Boo Hoo Bird
- Sleepy Bird

What other books could you imagine the author creating about Bird? What might happen in a book called, "Happy Bird"?

### CREATE & SHARE

Make your own page inspired by *Grumpy Bird* or *Boo Hoo Bird*, or *Sleepy Bird*, or *Hungry Bird*. Draw a picture of the bird (or birds) and how they are feeling. What might they be thinking or saying?

- Draw a speech bubble or thinking bubble over your drawing and write what they are thinking or saying.
- Share your drawing and writing with someone.
- Explore other drawing techniques with Jeremy Tankard (see attached pdf). There is no right way to make his drawings of Grumpy Bird. Use whatever tools you like best!

### GO BEYOND

Explore more of Tankard's illustrations in his other book Piggy Bunny.

- For other fun activities go to Scholastic's The World of Jeremy Tankard