



AUTHOR/ILLUSTRATOR SPOTLIGHT

KEVIN HENKES

Readers use strategies to make sense of what they read.

Everyone can be a reader and writer.



GATHER MATERIALS

- Your Reader's Notebook or a piece of paper
- Writing and drawing tools


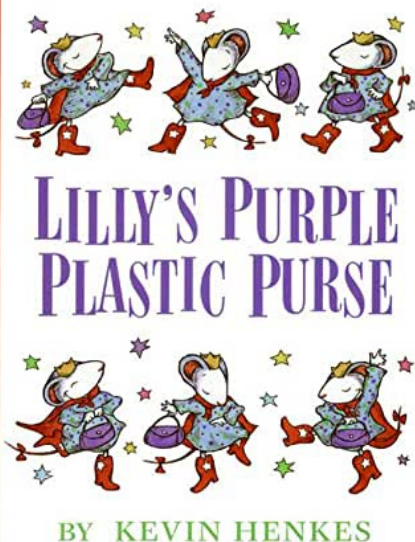


READ, THINK, RESPOND

Read along with author and illustrator Kevin Henkes and watch how he draws his characters. Listen to some of his books:

- Waiting
- Owen
- Jessica
- Chester's Way
- Chrysanthemum
- Penny and Her Song
- My Garden
- Lilly's Purple Plastic Purse
- Lilly's Big Day

In your Reader's Notebook, respond to one of the prompts below:

- Which of the authors' books is a "must have" in your classroom library? Why do you think your classmates would like it?
- Imagine that one of the author's characters could write to the author. What would the character say to Kevin Henkes? Would they thank him for the way they were portrayed? You may want to draw the character with a speech bubble.
- Write a letter to the author. Tell him what you like most about his books.



GO BEYOND

Meet author and illustrator Kevin Henkes [here](#), as he talks about his childhood drawings and paintings, talks about creating such memorable characters as Lilly and Owen, and demonstrates his illustration process.