


TOP SECRET!

BE A KID SPY LIKE MAC B

Using language in creative and playful ways helps us understand how language works.

Language and stories can be a source of creativity and joy.

We are all authors and have a story to tell



GATHER MATERIALS

- Paper - any size, any colour or use one of your pre made books that you made last term
- A writing and drawing tool - coloured pencils, pens, crayons, felts, etc.
- A stapler or find another way to put your book together...be creative!

READ ALONG & THINK



Listen to Mac Barnett [here](#) as he shares his inspiration for writing spy books. Before he was an author, he was a Kid Spy!

Missing Crown Jewels? Flights around the world? The KGB? Will Mac B., kid spy be able to solve the mystery? Join in this spy thriller adventure book to travel the globe and learn things along the way as you help put together clues to find the missing crown jewels. This is book 1 in a 5 book series. Find this series at your local library or follow along with the first two chapters of KID SPY : MAC UNDERCOVER

- Listen to chapter 10-11 of MAC UNDERCOVER
- Listen to the conclusion of MAC UNDERCOVER.

GO BEYOND

- Make another MYSTERY book with you as the Kid Spy!
- This could be the beginning of your series like Mac Barnett's!



CREATE & SHARE

- **MAKE** your own MYSTERY book!
- You may want to begin like Mac Barnett with "It all started when..."
- **READ** your book to someone. Ask them if they were curious about what was going to happen.