

# Numeracy Gr 2 January 11

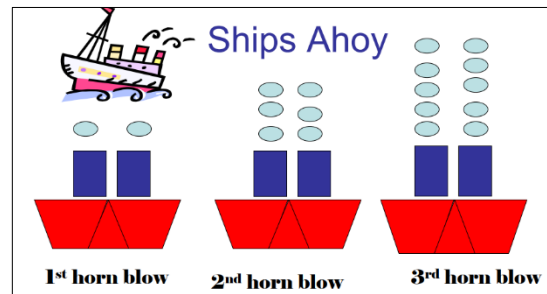
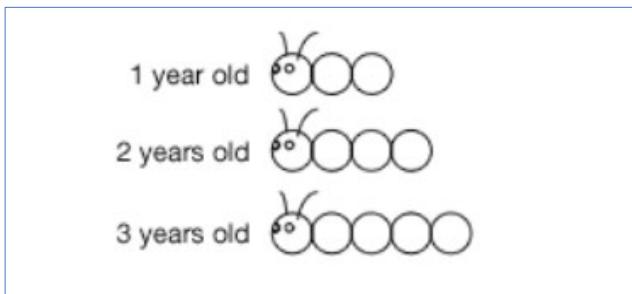
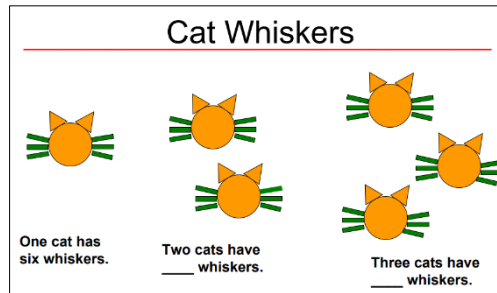
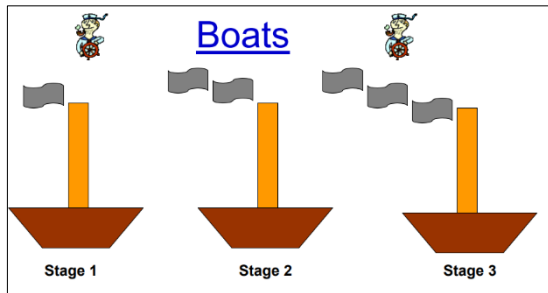
## Activity 2: Making Increasing Patterns

### Materials Needed:

- Images below, objects for making patterns and/or pencils and paper for drawing.

### Task Instructions:

For each of these images, have students count how many in each step, then have them determine how many in the fourth and fifth step. Have them draw the fourth and fifth step.



Ask them to explain the rules to you—how do they know what to draw next?

Once they are comfortable predicting, have them draw or make their own increasing patterns, up to step 5. Ask them to explain the rule to you.

### Parent Tips:

You can read about the language and understanding of increasing patterns [here](#).