

## Numeracy K January 4




### Activity 1: Finding Patterns

Observing patterns in the real world is the first step to learning algebra!

#### Materials Needed:

- any patterns around the home or outdoors.

**Task Instructions:** With your child, look for repeating patterns that you can find in your home or out in the world. Starting to identify patterns, have your child describe them. In kindergarten, we look for simple repeating patterns starting with ABABAB...two elements that repeat. You can move on to ABBABB and so forth, and you can also use not only visual, but aural patterns, such as hand clapping, beating a drum, etc. Have your child talk about the pattern and what they see—it needn't always be colour, it can be orientation (like the flower petals below, or size (like the cars).



#### Parent Tips:

Read about the language and understanding of repeating patterns [here](#).