

A BOX FULL OF STORIES!

IT'S NOT A BOX, IT'S A...

Using language in creative and playful ways helps us understand how language works.

Language and story can be a source of creativity and joy.

Through listening and speaking, we connect with others and share our world.





GATHER MATERIALS

- Paper
- Drawing and writing tools
- Alphabet chart

LISTEN AND IMAGINE



Listen and read along with some of these stories about the imaginative potential of boxes. Before listening, imagine what you might do with a box. How might a box become part of your play?

- [A Box Story](#)
- [What To Do With A Box](#)
- [Not A Box](#)
- [The Nowhere Box](#)
- [A Fox Found A Box](#)
- [Clancy and Millie and the Very Fine House](#)
- [On Sudden Hill](#)



CREATE AND SHARE

- Using inspiration from these stories, think about how you might use a box. Be creative and "think outside the box" (use your imagination).
- Make a plan for your box by drawing and labeling your design.
- Don't forget to include a drawing of yourself and one or two sentences about what you could do with your reimagined box. Remember to start with a capital letter and end with a period.



GO BEYOND

Clancy and Millie use moving boxes to create all kinds of things – a tower, a train, and a "very fine house". You might want to try building your own box houses, small enough for your toys to visit or live in. If you have a very large box, perhaps you could make a box house big enough to sit inside with a pillow, a cuddly toy and a good book. Make your own box houses with help from an adult [here](#).

